

Operating System

What is Operating System?

An operating system acts as an intermediary between the user of a computer and computer hardware. The purpose of an operating system is to provide an environment in which a user can execute programs conveniently and efficiently.

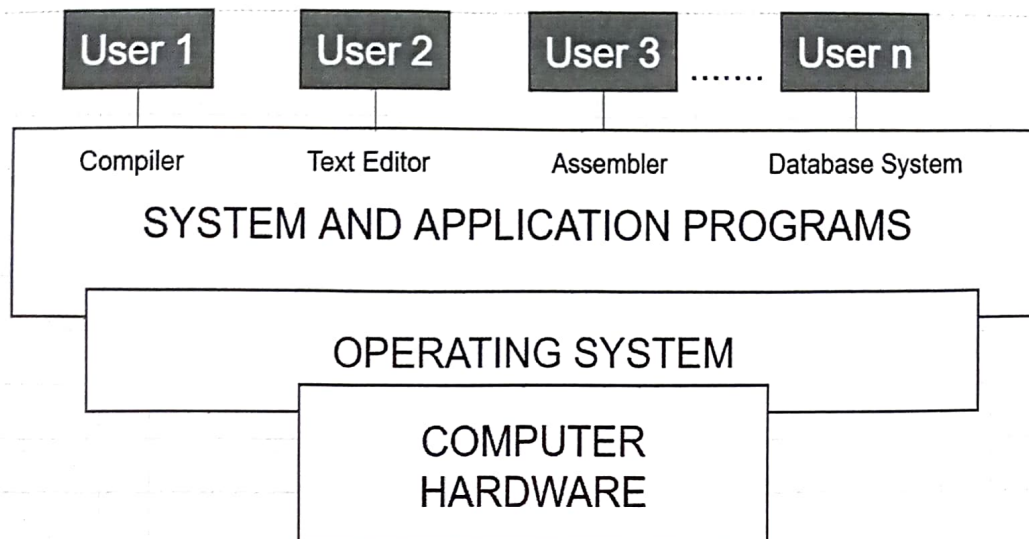
An **Operating System** acts as a communication bridge (interface) between the user and computer hardware. The purpose of an operating system is to provide a platform on which a user can execute programs in a convenient and efficient manner.

An operating system is a piece of software that manages the allocation of computer hardware. The coordination of the hardware must be appropriate to ensure the correct working of the computer system and to prevent user programs from interfering with the proper working of the system.

An operating system is a program on which application programs are executed and acts as a communication bridge (interface) between the user and the computer hardware.

The main task an operating system carries out is the allocation of resources and services, such as the allocation of memory, devices, processors, and information. The operating system also includes programs to manage these resources, such as a traffic controller, a scheduler, memory management module, I/O programs, and a file system.

An operating system is a software that manages computer hardware. The hardware must provide appropriate mechanisms to ensure the correct operation of the computer system and to prevent user programs from interfering with the proper operation of the system.



Operating System – Definition:

- An operating system is a program that controls the execution of application programs and acts as an interface between the user of a computer and the computer hardware.
- A more common definition is that the operating system is the one program running at all times on the computer (usually called the kernel), with all else being application programs.
- An operating system is concerned with the allocation of resources and services, such as memory, processors, devices, and information. The operating system correspondingly includes programs to manage these resources, such as a traffic controller, a scheduler, a memory management module, I/O programs, and a file system.

History of Operating system –

The operating system has been evolving through the years. The following table shows the history of OS.

Generation	Year	Electronic device used	Types of OS	Device
First	1945-55	Vacuum Tubes	Plug Boards	
Second	1955-65	Transistors	Batch Systems	
Third	1965-80	Integrated Circuits(IC)	Multiprogramming	
Fourth	Since 1980	Large Scale Integration	PC	

Major Functionalities of Operating System:

- **Resource Management:** When parallel accessing happens in the OS means when multiple users are accessing the system the OS works as

Resource Manager, Its responsibility is to provide hardware to the user. It decreases the load in the system.

- **Process Management:** It includes various tasks like **scheduling, termination** of the process. OS manages various tasks at a time. Here **CPU Scheduling** happens means all the tasks would be done by the many algorithms that use for scheduling.
- **Storage Management:** The **file system** mechanism used for the management of the storage. **NFS**(Network FileSystem (NFS)), **CFS**(Clustered file systems) etc. are some file systems. All the data stores in various tracks of Hard disks that all managed by the storage manager. It included **Hard Disk**.
- **Memory Management:** Refers to the management of primary memory. The operating system has to keep track, how much memory has been used and by whom. It has to decide which process needs memory space and how much. OS also has to allocate and deallocate the memory space.
- **Security/Privacy Management:** Privacy is also provided by the Operating system by means of passwords so that unauthorized applications can't access programs or data. For example, Windows uses **Kerberos** authentication to prevent unauthorized access to data.

Types of Operating System –

- **Batch Operating System-** Sequence of jobs in a program on a computer without manual interventions.
- **Time-sharing operating System-** allows many users to share the computer resources. (Max utilization of the resources).
- **Distributed operating System-** Manages a group of different computers and makes appear to be a single computer.
- **Network operating system-** computers running in different operating systems can participate in a common network (It is used for security purposes).
- **Real-time operating system –** meant applications to fix the deadlines.

Examples of Operating System are –

- Windows (GUI based, PC)
- GNU/Linux (Personal, Workstations, ISP, File and print server, Three-tier client/Server)
- macOS (Macintosh), used for Apple's personal computers and workstations (MacBook, iMac).
- Android (Google's Operating System for smartphones/tablets/smartwatches)
- iOS (Apple's OS for iPhone, iPad, and iPod Touch)

Types of Operating Systems

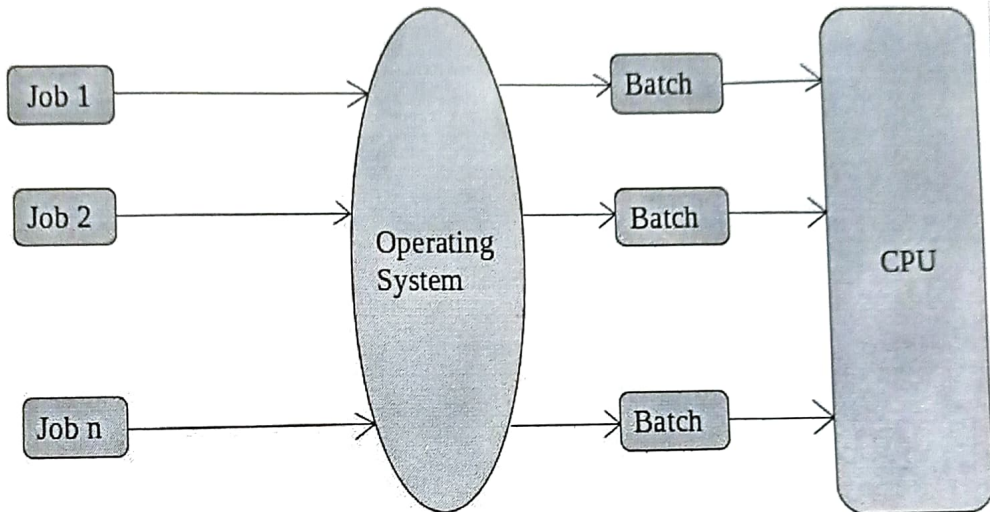
An Operating System performs all the basic tasks like managing files, processes, and memory. Thus operating system acts as the manager of all

the resources, i.e. **resource manager**. Thus, the operating system becomes an interface between user and machine.

Types of Operating Systems: Some widely used operating systems are as follows-

1. Batch Operating System –

This type of operating system does not interact with the computer directly. There is an operator which takes similar jobs having the same requirement and group them into batches. It is the responsibility of the operator to sort jobs with similar needs.



Advantages of Batch Operating System:

- It is very difficult to guess or know the time required for any job to complete. Processors of the batch systems know how long the job would be when it is in queue
- Multiple users can share the batch systems
- The idle time for the batch system is very less
- It is easy to manage large work repeatedly in batch systems

Disadvantages of Batch Operating System:

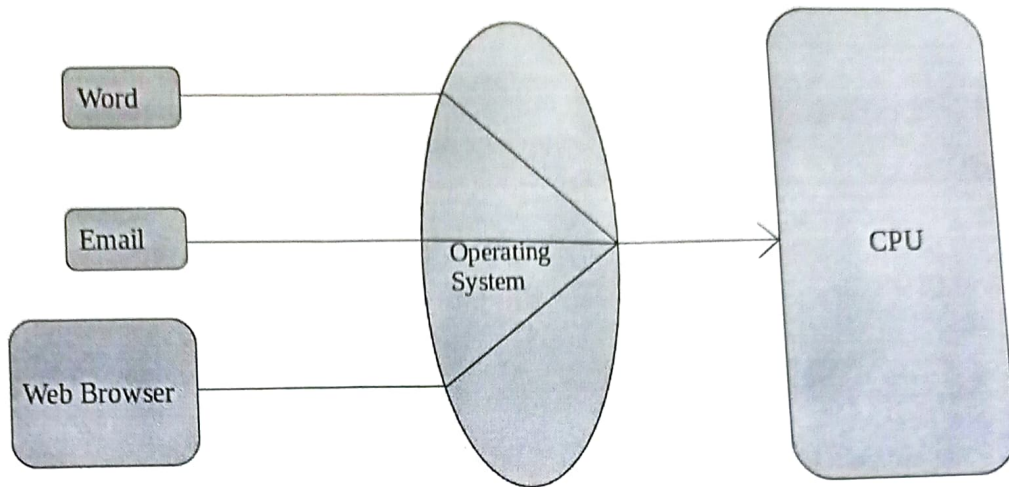
- The computer operators should be well known with batch systems
- Batch systems are hard to debug
- It is sometimes costly
- The other jobs will have to wait for an unknown time if any job fails

Examples of Batch based Operating System: Payroll System, Bank Statements, etc.

2. Time-Sharing Operating Systems –

Each task is given some time to execute so that all the tasks work smoothly. Each user gets the time of CPU as they use a single system. These systems are also known as Multitasking Systems. The task can be from a single user

or different users also. The time that each task gets to execute is called quantum. After this time interval is over OS switches over to the next task.



Advantages of Time-Sharing OS:

- Each task gets an equal opportunity
- Fewer chances of duplication of software
- CPU idle time can be reduced

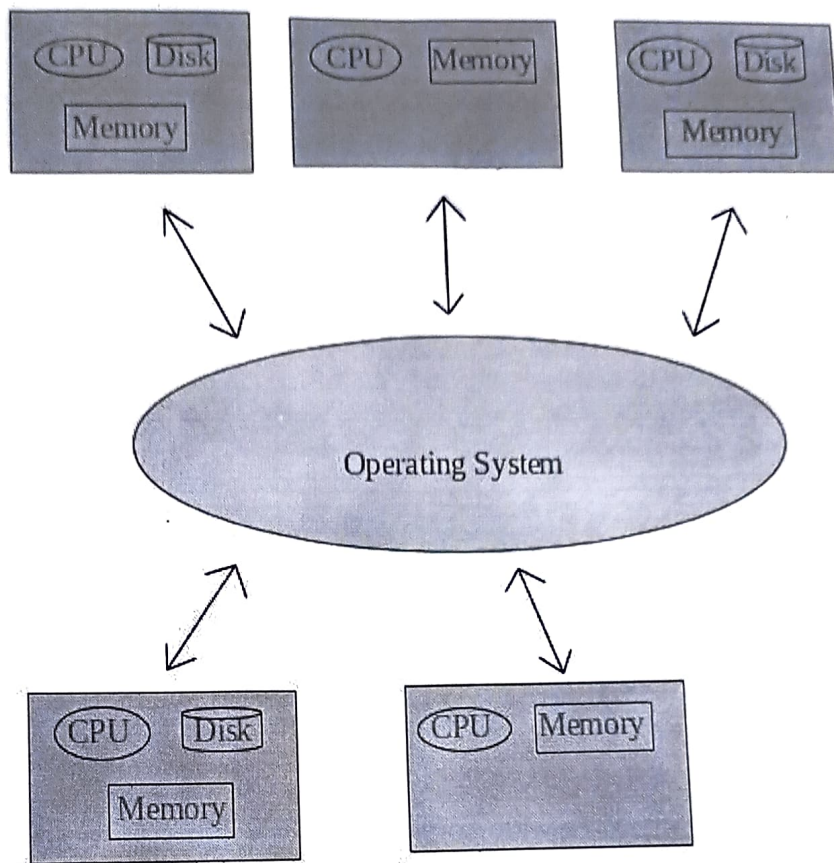
Disadvantages of Time-Sharing OS:

- Reliability problem
- One must have to take care of the security and integrity of user programs and data
- Data communication problem

Examples of Time-Sharing OSs are: Multics, Unix, etc.

3. Distributed Operating System –

These types of the operating system is a recent advancement in the world of computer technology and are being widely accepted all over the world and, that too, with a great pace. Various autonomous interconnected computers communicate with each other using a shared communication network. Independent systems possess their own memory unit and CPU. These are referred to as **loosely coupled systems** or distributed systems. These system's processors differ in size and function. The major benefit of working with these types of the operating system is that it is always possible that one user can access the files or software which are not actually present on his system but some other system connected within this network i.e., remote access is enabled within the devices connected in that network.



Advantages of Distributed Operating System:

- Failure of one will not affect the other network communication, as all systems are independent from each other
- Electronic mail increases the data exchange speed
- Since resources are being shared, computation is highly fast and durable
- Load on host computer reduces
- These systems are easily scalable as many systems can be easily added to the network
- Delay in data processing reduces

Disadvantages of Distributed Operating System:

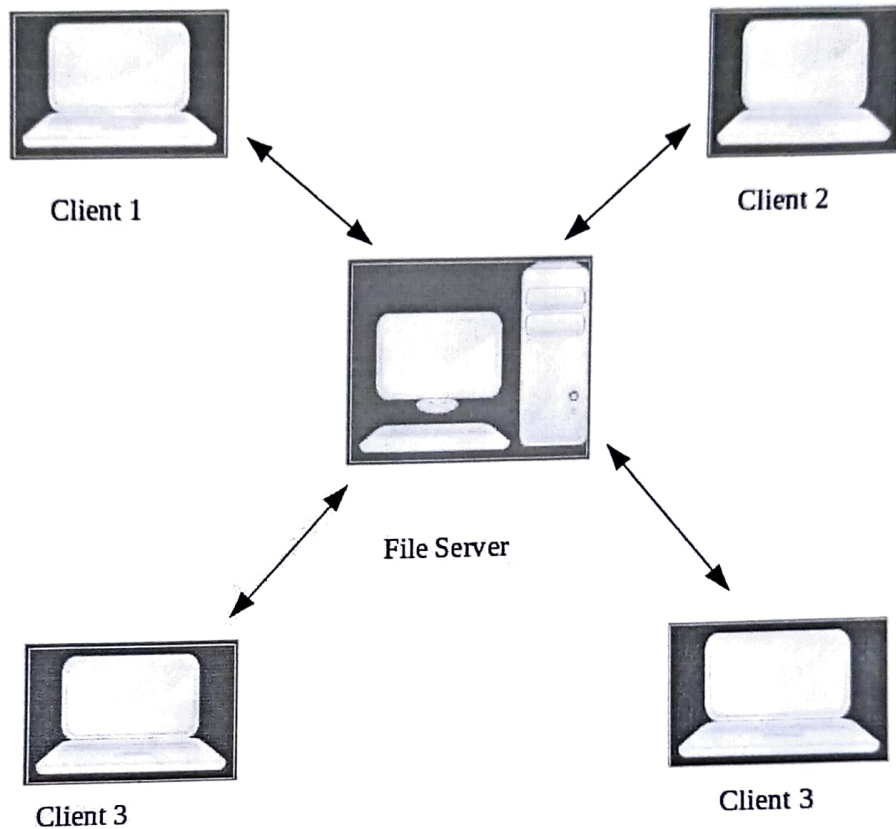
- Failure of the main network will stop the entire communication
- To establish distributed systems the language which is used are not well defined yet
- These types of systems are not readily available as they are very expensive. Not only that the underlying software is highly complex and not understood well yet

Examples of Distributed Operating System are- LOCUS, etc.

4. Network Operating System –

These systems run on a server and provide the capability to manage data,

users, groups, security, applications, and other networking functions. These types of operating systems allow shared access of files, printers, security, applications, and other networking functions over a small private network. One more important aspect of Network Operating Systems is that all the users are well aware of the underlying configuration, of all other users within the network, their individual connections, etc. and that's why these computers are popularly known as **tightly coupled systems**.



Advantages of Network Operating System:

- Highly stable centralized servers
- Security concerns are handled through servers
- New technologies and hardware up-gradation are easily integrated into the system
- Server access is possible remotely from different locations and types of systems

Disadvantages of Network Operating System:

- Servers are costly
- User has to depend on a central location for most operations
- Maintenance and updates are required regularly

Examples of Network Operating System are: Microsoft Windows Server 2003, Microsoft Windows Server 2008, UNIX, Linux, Mac OS X, Novell NetWare, and BSD, etc.

5. Real-Time Operating System –

These types of OSs serve real-time systems. The time interval required to process and respond to inputs is very small. This time interval is called **response time**.

Real-time systems are used when there are time requirements that are very strict like missile systems, air traffic control systems, robots, etc.

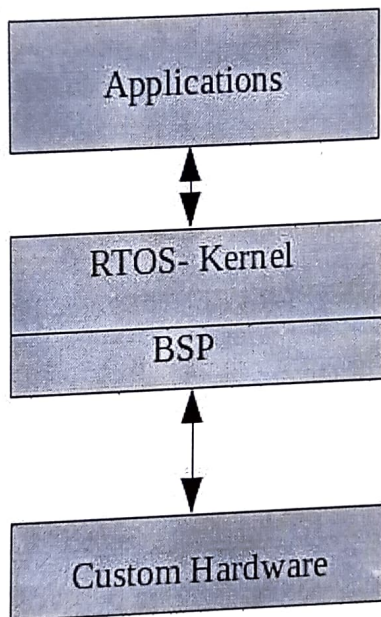
Two types of Real-Time Operating System which are as follows:

- **Hard Real-Time Systems:**

These OSs are meant for applications where time constraints are very strict and even the shortest possible delay is not acceptable. These systems are built for saving life like automatic parachutes or airbags which are required to be readily available in case of any accident. Virtual memory is rarely found in these systems.

- **Soft Real-Time Systems:**

These OSs are for applications where for time-constraint is less strict.



Disadvantages of RTOS:

- **Limited Tasks:** Very few tasks run at the same time and their concentration is very less on few applications to avoid errors.
- **Use heavy system resources:** Sometimes the system resources are not so good and they are expensive as well.
- **Complex Algorithms:** The algorithms are very complex and difficult for the designer to write on.
- **Device driver and interrupt signals:** It needs specific device drivers and interrupts signals to respond earliest to interrupts.

- **Thread Priority:** It is not good to set thread priority as these systems are very less prone to switching tasks.

Examples of Real-Time Operating Systems are: Scientific experiments, medical imaging systems, industrial control systems, weapon systems, robots, air traffic control systems, etc.

Important functions of an operating System:

1. Security –

The operating system uses password protection to protect user data and similar other techniques. It also prevents unauthorized access to programs and user data.

2. Control over system performance –

Monitors overall system health to help improve performance. records the response time between service requests and system response to having a complete view of the system health. This can help improve performance by providing important information needed to troubleshoot problems.

3. Job accounting –

Operating system Keeps track of time and resources used by various tasks and users, this information can be used to track resource usage for a particular user or group of users.

4. Error detecting aids –

The operating system constantly monitors the system to detect errors and avoid the malfunctioning of a computer system.

5. Coordination between other software and users –

Operating systems also coordinate and assign interpreters, compilers, assemblers, and other software to the various users of the computer systems.

6. Memory Management –

The operating system manages the Primary Memory or Main Memory. Main memory is made up of a large array of bytes or words where each byte or word is assigned a certain address. Main memory is fast storage and it can be accessed directly by the CPU. For a program to be executed, it should be first loaded in the main memory. An Operating System performs the following activities for memory management: It keeps track of primary memory, i.e., which bytes of memory are used by which user program. The memory addresses that have already been allocated and the memory addresses of the memory that has not yet been used. In multiprogramming, the OS decides the order in which processes are granted access to memory, and for how long. It Allocates the memory to a process when the process requests it and deallocates the memory

when the process has terminated or is performing an I/O operation.

7. **Processor Management –**

In a multi-programming environment, the OS decides the order in which processes have access to the processor, and how much processing time each process has. This function of OS is called process scheduling. An Operating System performs the following activities for processor management.

Keeps track of the status of processes. The program which performs this task is known as a traffic controller. Allocates the CPU that is a processor to a process. De-allocates processor when a process is no more required.

8. **Device Management –**

An OS manages device communication via their respective drivers. It performs the following activities for device management. Keeps track of all devices connected to the system. designates a program responsible for every device known as the Input/Output controller. Decides which process gets access to a certain device and for how long. Allocates devices in an effective and efficient way. Deallocates devices when they are no longer required.

9. **File Management –**

A file system is organized into directories for efficient or easy navigation and usage. These directories may contain other directories and other files. An Operating System carries out the following file management activities. It keeps track of where information is stored, user access settings and status of every file, and more... These facilities are collectively known as the file system.

Moreover, Operating System also provides certain services to the computer system in one form or the other.

The Operating System provides certain services to the users which can be listed in the following manner:

1. **Program Execution:** The Operating System is responsible for the execution of all types of programs whether it be user programs or system programs. The Operating System utilizes various resources available for the efficient running of all types of functionalities.
2. **Handling Input/Output Operations:** The Operating System is responsible for handling all sorts of inputs, i.e, from the keyboard, mouse, desktop, etc. The Operating System does all interfacing in the most appropriate manner regarding all kinds of Inputs and Outputs. For example, there is a difference in the nature of all types of peripheral devices such as mice or keyboards, the Operating System is responsible for handling data between them.

3. **Manipulation of File System:** The Operating System is responsible for making decisions regarding the storage of all types of data or files, i.e., floppy disk/hard disk/pen drive, etc. The Operating System decides how the data should be manipulated and stored.
4. **Error Detection and Handling:** The Operating System is responsible for the detection of any type of error or bugs that can occur while any task. The well-secured OS sometimes also acts as a countermeasure for preventing any sort of breach to the Computer System from any external source and probably handling them.
5. **Resource Allocation:** The Operating System ensures the proper use of all the resources available by deciding which resource to be used by whom for how much time. All the decisions are taken by the Operating System.
6. **Accounting:** The Operating System tracks an account of all the functionalities taking place in the computer system at a time. All the details such as the types of errors that occurred are recorded by the Operating System.
7. **Information and Resource Protection:** The Operating System is responsible for using all the information and resources available on the machine in the most protected way. The Operating System must foil an attempt from any external resource to hamper any sort of data or information.

Need for Operating System:

- **OS as a platform for Application programs:**
The operating system provides a platform, on top of which, other programs, called application programs can run. These application programs help the users to perform a specific task easily. It acts as an interface between the computer and the user. It is designed in such a manner that it operates, controls, and executes various applications on the computer.
- **Managing Input-Output unit:**
Operating System also allows the computer to manage its own resources such as memory, monitor, keyboard, printer, etc. Management of these resources is required for effective utilization. The operating system controls the various system input-output resources and allocates them to the users or programs as per their requirements.
 - **Consistent user interface:**
Operating System provides the user with an easy-to-work user interface, so the user doesn't have to learn a different UI every time and can focus on the content and be productive as quickly as possible. Operating System provides templates, and UI components to make the working of a computer, really easy for the user.

- **Multitasking:**

Operating System manages memory and allows multiple programs to run in their own space and even communicate with each other through shared memory. Multitasking gives users a good experience as they can perform several tasks on a computer at a time.

Functions of an Operating System :

An operating system has a variety of functions to perform. Some of the prominent functions of an operating system can be broadly outlined as:

- **Processor Management:** This deals with the management of the Central Processing Unit (CPU). The operating system takes care of the allotment of CPU time to different processes. When a process finishes its CPU processing after executing for the allotted time period, this is called scheduling. There is various type of scheduling techniques that are used by the operating systems:
 1. **Shortest Job First(SJF):** The process which needs the shortest CPU time is scheduled first.
 2. **Round Robin Scheduling:** Each process is assigned a fixed CPU execution time in a cyclic way.
 3. **Priority Based Scheduling (Non-Preemptive):** In this scheduling, processes are scheduled according to their priorities, i.e., the highest priority process is scheduled first. If the priorities of the two processes match, then schedule according to arrival time.
- **Context Switching:** In most multitasking OSs, multiple running processes on the system may need a change of state in execution. Even if there are multiple processes being executed at any one point in time, only one task is executed in the foreground, while the others are put in the background. So the process that is in the foreground is determined by the priority-based scheduling, and the OS saves the execution state of the previous process before switching to the current one. This is known as context switching.
- **Device Management:**

The Operating System communicates with the hardware and the attached devices and maintains a balance between them and the CPU. This is all the more important because the CPU processing speed is much higher than that of I/O devices. In order to optimize the CPU time, the operating system employs two techniques – Buffering and Spooling.
- **Buffering:**

In this technique, input and output data are temporarily stored in Input Buffer and Output Buffer. Once the signal for input or output is sent to or from the CPU respectively, the operating system through the device controller moves the data from the input device to the input buffer and from the output buffer to the output device. In the case of input, if the buffer is full, the operating system sends a signal to the program which

sequential/direct/relative). The file manager of the operating system helps to create, edit, copy, allocate memory to the files and also updates the FAT. The operating system also takes care that files are opened with proper access rights to read or edit them.

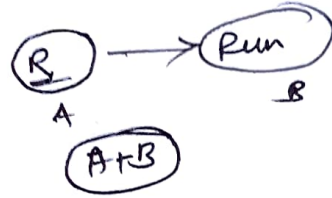
$$TAT = CT - AT$$

$$WT = \frac{BT}{TAT - BT}$$

$$\frac{BT + WT = CT - AT}{TAT}$$

(The process spent in ready queue and for its completion)

TAT = The time since process entered into ready queue for execution till the process completed its execution.



BT: This is time required to process for its execution.

①

	BT
P ₁	24
P ₂	3
P ₃	4

$$\text{Avg TAT} = 27.33$$

$$\text{WT} = 17.0$$

Prashant V. Naik

②

	AT	BT
P ₁	0	4
P ₂	1	3
P ₃	2	1
P ₄	3	2
P ₅	4	5

$$\text{Avg WT} = 3.8$$

18001030025
918046122000

- ① Khitesh C
- ② Harsh M
- ③ Prashant V
- ④

↳ BCA2022_28

BCA2022@9